



# MS-80DDS

DIRECT SERVO DRIVE  
FULL AUTOMATIC CYLINDER SCREEN PRESS



Max. speed **3,000 IPH** achieved  
against the conventional model  
max. speed 2,000 IPH



## High precision

By not using gears in drive control, tolerances in drive control are extremely small.



## Operability Efficiency

Newly adopted sheet and plate camera alignment mechanism enables easy-to-operate preset settings.

Mark registration for the camera is greatly reduced compared to conventional models.  
(Time for mark registration 1 min)



## Maintainability

The drive control components have been greatly reduced for easier maintenance.



## Low power consumption

Power consumption is reduced by 1 kWh compared to conventional models.

Please feel free to contact us  
**81-3-3643-1131**

**NEW!**

The popular Sakurai DDS series is now available in a new 80 size. This state-of-the-art machine does not use gears or sprockets for drive control, and each part is directly driven and controlled by a servomotor. It was developed with these important features in mind: labor saving, ease of operation and a scratch-free conveying function even for difficult materials.



Improved program simplifies the camera alignment setup procedure. (Time for setting 2 min)



Presetting mechanism for sheet size and plate position simplifies pre-printing preparation work.



Squeegee, doctor height adjustment, and home position adjustment can be set numerically from the touch panel by servo motor control.



Operational management and remote access functions allow remote checking of operational status and remote maintenance.

## MAJOR SPECIFICATIONS

		MS-80DDS
Max. sheet size (W×L)	(mm)	800×550
Min. sheet size (W×L)	(mm)	350×270
Max. print size (W×L)	(mm)	720×500
Max screen frame size (W×L)	(mm)	880×880
Min. screen frame size (W×L)	(mm)	660×660
Sheet thickness	(mm)	0.05~0.8
Printing speed	(IPH)	100~3,000
Machine dimentions (L×W×H)	(mm)	3,080×2,909×1,800
Machine weight	(kgs)	2,700

## STANDARD ACCESSORIES

- Front pick up feeder (with feeder belt speed slow down device)
- Press down feed rollers and brushes
- Screen frame pneumatic lock clamp
- LCD monitor touch panel
- Adjustable R/L hand side lays while machine is running
- Fixed rebound stopper (delivery side)
- Squeegee impression digital control device
- Printing pitch compensator
- Delivery board lowering system
- Suction feed belt
- Vacuum cylinder (hole diameter 0.8mm)
- Quick action squeegee lock device
- Screen frame pull-out device
- Total counter
- Fixed rebound stopper (feeder side)
- Built in front lay sensor
- Swing type Squeegee
- Ink drop pan (at frame pull out)
- Preset counter
- Flood coater height digital control device


## OPTIONAL EQUIPMENT

- Sheet size presetting **[NEW]**
- CCD camera screen frame presetting system **[NEW]**
- Sheet cleaning roller unit (Techniclean)
- Anti-static devices (Anti-static bars)
- Ionized air blower device for feed board
- Ionized air blower device for feeder pile
- Ionized air blow up from the feed board)
- Ultra-sonic double sheet detector
- Mechanical double sheet detector
- CCD camera sheet alignment system
- Smart cover
- Screen part tensioners
- Cross over stand
- Sakurai Smart Factory (SFF)
- Screen frame X-Y positioning from touch panel

## Sheet size presetting**[NEW]**

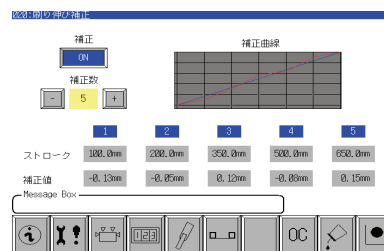
By input of the sheet size as well as print size data, each part of the machine below is adjusted automatically. Also, the setting data can be stored and re-call it when the same job is done later stage.

- ①Camera position ②Sheet feed wheels/brushes position ③Side lay position  
④Feeder side guides position ⑤Print stroke length ⑥Print start position from sheet edge



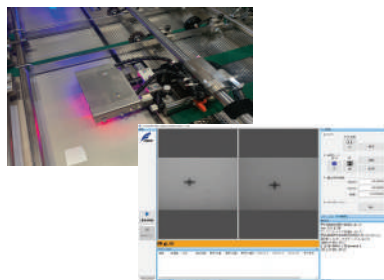
Operating panel

Printing condition can be controlled numerically from a large size color touch panel located at squeegee post part.



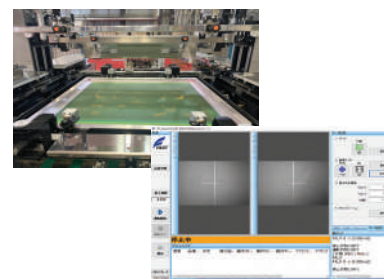
Printing pitch compensator

Printing pitch compensation by phase control of the screen frame and cylinder is effective in aligning patterns.



CCD camera sheet alignment system

CCD camera checks register marks for sheet alignment. This is effective to align the sheet which has no accurate corner edge.



Screen frame presetting

A camera reads the reference mark on the plate and automatically aligns the plate. This reduces setup man-hours, prevents human intervention, and achieves high quality.

\*The information on this catalogues contains patented technology and under patent filings.  
\*The manufacturer reserves the right to change without any prior notice, any of the followings as related to products listed in subject catalogue.  
(1) Improvement in safety, performance or functions (2) Improvement in designed quality.  
\*The manufacturer shall not be held liable for any responsibility arising in any way for any use other prescribed herein the products, the productliabilities of the company regulations and in other warnings it has made.  
\*The denoted speeds are indicative of the mechanically possible performance.  
Printing speeds are subject to variation according to the plates, substrates and print conditions to be applied.  
\*Optional devices may not be fitted will depending on the combination of devices.  
\*The specifications given are as of March 2024, and are subject to further change for improvement, together with the content of photographs

New website!



Headquarters 2-2-9 Fukuzumi, Koto-ku, Tokyo 135-0032, Japan  
Tel: 81-3-3643-1131 Fax: 81-3-3641-9663 E-mail: info@sakurai-gs.co.jp

European Branch Wayenborgstraat 13, 2800 Mechelen, Belgium  
Tel: 32-15-286-800

Sakurai USA, Inc. 1700 North Basswood Road, Schaumburg, IL 60173, USA  
Tel: 1-847-490-9400 Fax: 1-847-490-4200

